

GOLDEN CROSS RESOURCES

HIGH-GRADE GOLD EXPLORATION IN VICTORIA, AUSTRALIA



Investment Highlights



Prime Location

100% owned 445km² land package immediately NE of and contiguous to Southern Cross' (ASX: SX2; TSX: SXGC) Sunday Creek discovery: ~ \$1.6B market cap¹



High-Grade Gold Intercepts

High-grade historical (drilled between 2021-2024) intercepts including 11m at 31.4 g/t gold and 2m at 174.42 g/t gold ²



Epizonal Gold Potential

Exploration to date has identified potential for epizonal gold mineralization akin to the Fosterville and Costerfield operating mines, to the west and Southern Cross (ASX: SX2; TSX: SXGC) Sunday Creek discovery

1.) July 2025
2.) Refers to Fosterville South Exploration news release dated April 27, 2022 (link [here](#))



Near-Term Catalysts

6,000m drill program commenced June 2025



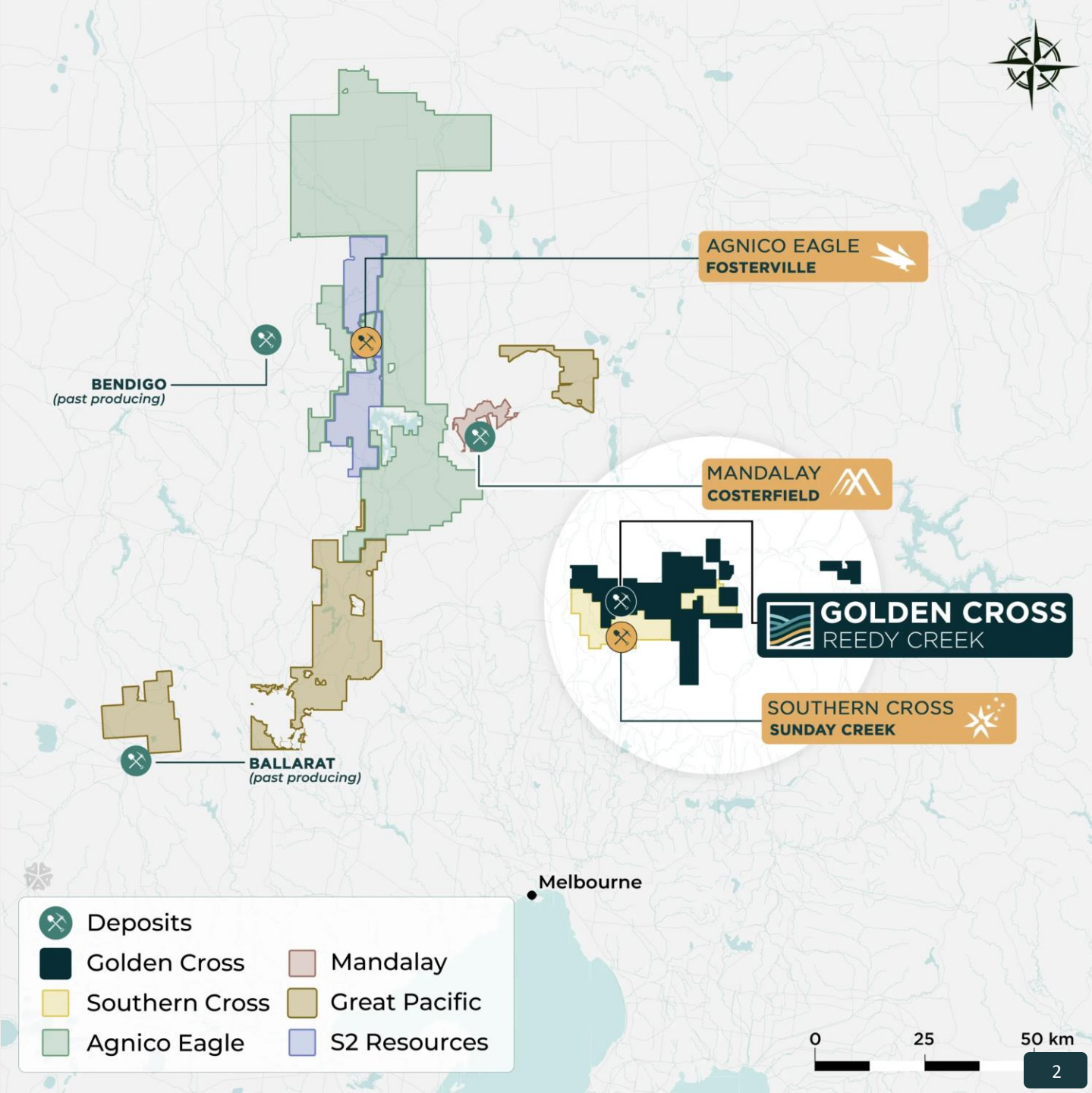
Strong Management

Leadership team involved in multiple discoveries and corporate exits



Share Structure

60 million shares outstanding, approx. 33% owned by management & insiders





Leadership Team

Matthew Roma

CEO & DIRECTOR

Seasoned resource finance executive with over 13 years of experience. Co-Founder of Gladiator Metals Corp and previously founding CFO of Snowline Gold Corp. He has played a key role in raising over \$150 million in equity capital.

Darryl Cardey

DIRECTOR

Co-founder of Northern Empire Resources (acquired by Coeur Mining in 2018) and Underworld Resources (acquired by Kinross Gold in 2009), he also served as a founding director of K92 Mining Inc.

Alan Till

VP EXPLORATION

An exploration geologist with over 17 years of experience, he has contributed to multiple mineral discoveries with companies such as Legend Mining, Moly Mines, and Odin Metals. He was the lead geologist behind the discovery of the Mahenge Graphite Deposits in Tanzania for Black Rock Mining

Nicholas Rowley

DIRECTOR

Resource Executive with over 16 years of experience in financing and commodity trading, including a key leadership role as Director Corp Development of Galaxy Resources / Allkem (now Arcadium Lithium) acquired by Rio Tinto in 2025

Operating Mines in Victoria

Victoria has five operating gold and antimony mines. Gold production has almost quadrupled since 2014-15.



3.2 Moz

Gold production in Victoria in 2018-19 to 2022-23.

2333 t

Around \$200 billion of gold is still underground Victoria.



2144 t

Antimony production in Victoria in 2022-23.

Project Pipeline in Victoria

Copper



Zinc



Gold



Mineral Sands



Victoria has several advanced projects which could double the number of mines if requirements are met.

Project	Company	Commodity	Operating Jobs
Donald	Astron Corporation	Mineral sands/REE	150
Fingerboards	Gippsland Critical Minerals	Mineral sands/REE	200
Goschen	VHM	Mineral sands/REE	400
Avorbank	WIM Resource	Mineral sands	232
Stavley	Stavely Minerals	Copper, gold	200

INN Investing News Network


Your trusted source for investing success

VIDEOSCOMPANIESPRESS RELEASESTOP STOCKS

TRENDINGRESOURCETECHLIFE SCIENCEGOLD PRICESILVER PRICECOPPER PRICEOIL


CRITICAL METALS

Victoria Improves Permitting to Back Critical Minerals Sector

Gabielle De La Cruz | Dec. 16, 2024 09:20AM PST

Share

The Victorian government is supporting the state's growing critical minerals sector by addressing permitting delays in the mining industry.



“Victoria is open for business – that’s why we’re unlocking industrial land, streamlining investment pathways, slashing red tape and backing new and existing industries,” concluded Premier Jacinta Allan.

TSXV: AUX | OTCQB: ZCRMF

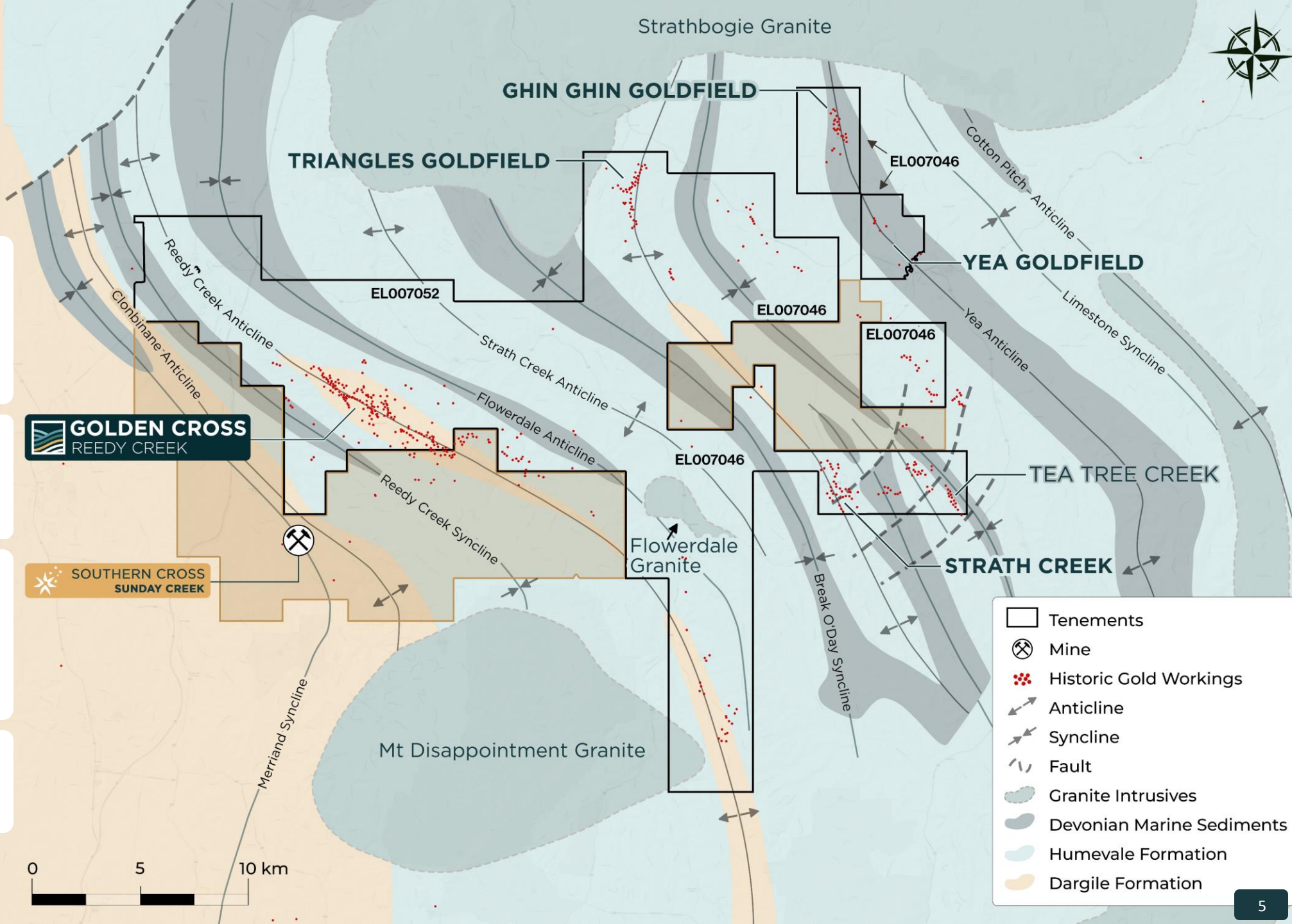
Source: Earth Resources Regulation, Mineral Council of Australia

4



Exploration History

- 01 Limited modern exploration: Drilling by Great Pacific Resources (TSXV: GPAC) between 2021 – 2024 returned significant gold mineralization along a recently defined NW-SE gold-in-soil geochemical anomaly.
- 02 Modern-day exploration methods will better define the structural, geochemical and lithological controls on gold mineralization at a regional scale
- 03 Similarities to other nearby goldfields: mineralization associated with an axial zone of north to northwest trending anticlinal structures, focusing on zones of increasing structural complexity.
- 04 Recent soil geochemical sampling has defined a NW-SE trending anomaly ~3km long that runs parallel to the 7 km long anticline.



SUNDAY CREEK EXPLORATION MODEL

“Testing The Ladder”



Shorter Holes (100-200m)

- Establish the gold grade / tenor
- Define the vein geometry



Deeper Holes

- Provide an opportunity to report multiple intercepts from a single hole
- Was the turning point for Southern Cross Gold
- Risk missing if geological model not sufficiently advanced (shorter holes)

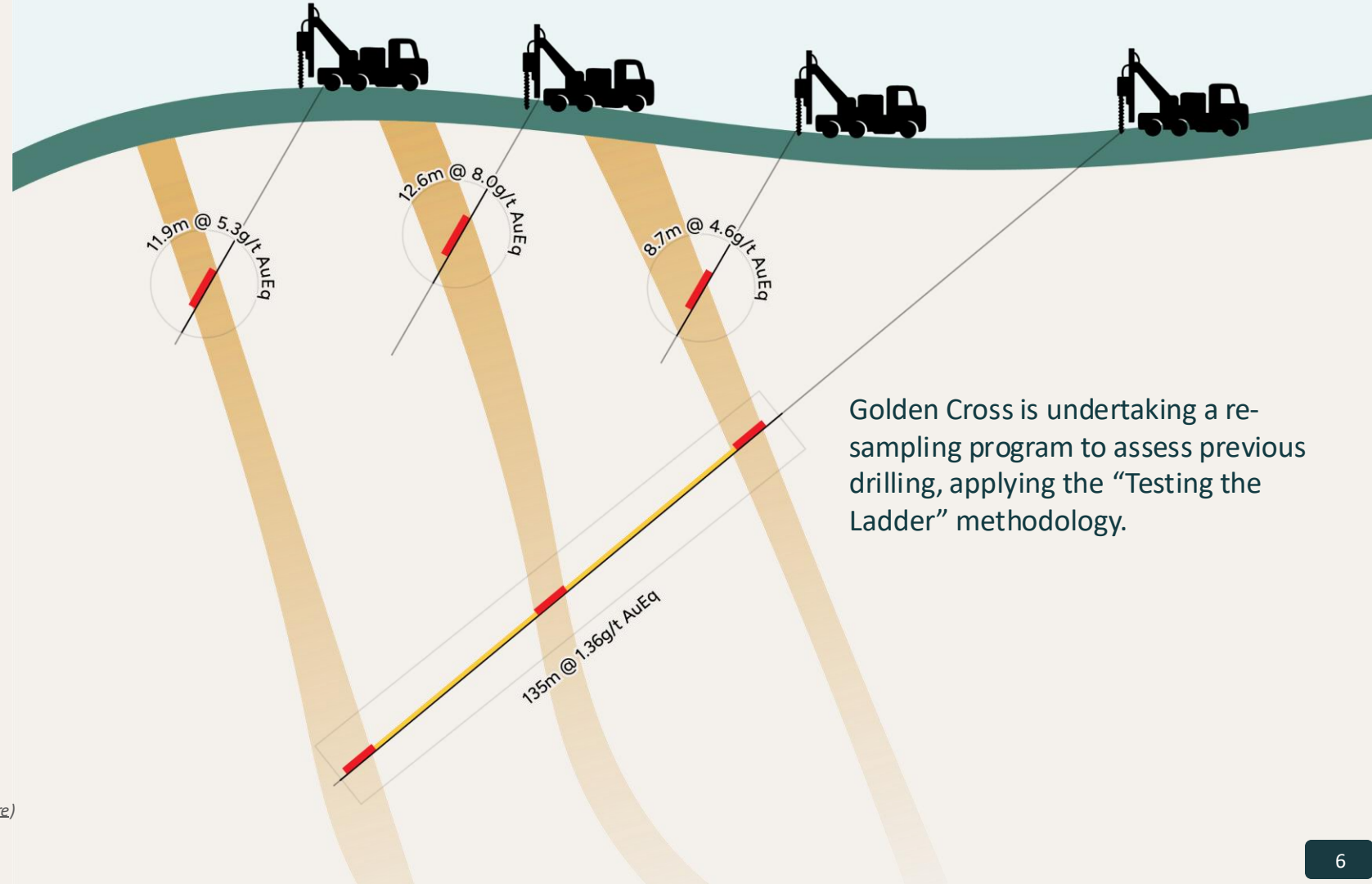


At **Reedy Creek**, diamond drillhole RWD01 previously reported the following grade intervals²:

- 0.8 m @ 21.7 g/t Au from 40.8 m
- 0.7 m @ 239.64 g/t Au from 68.7 m

SXG DISCOVERS 135-METRE-WIDE GOLD-ANTIMONY ZONE BELOW THE HISTORIC GOLDEN DYKE MINE¹

Includes 11.9m @ 5.3g/t AuEq, 12.6m @ 8.0g/t AuEq, and 8.7m @ 4.6g/t AuEq



1.) Refers to Southern Cross Gold news release dated Sept 4, 2024 (link [here](#))

2.) Refers to Fosterville South Exploration news release dated Oct 14, 2021 (link [here](#))

PROVING UP THE LADDER MODEL AT REEDY CREEK OPENS UP PROJECT-WIDE POTENTIAL

Golden Cross Exploration Model



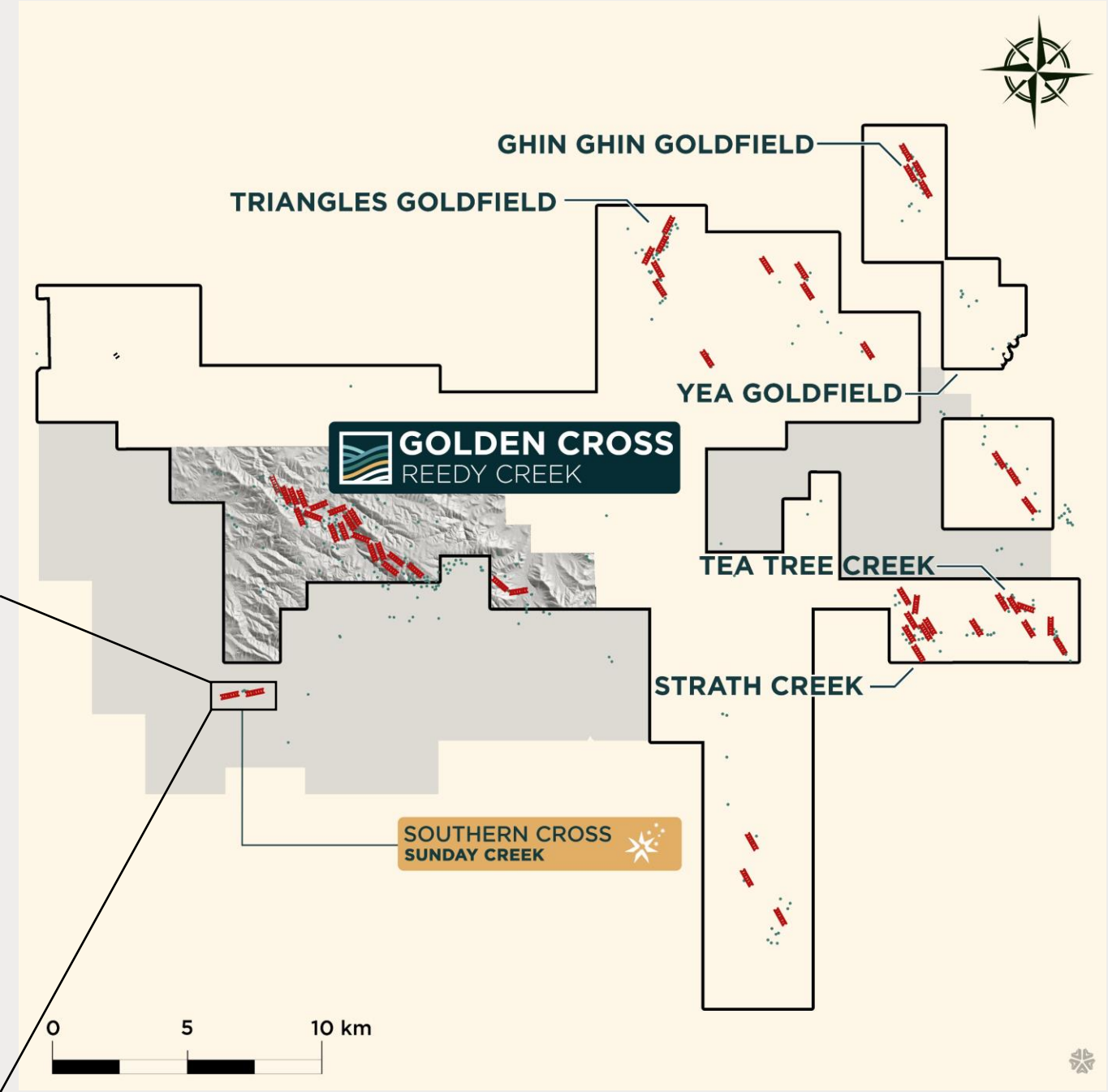
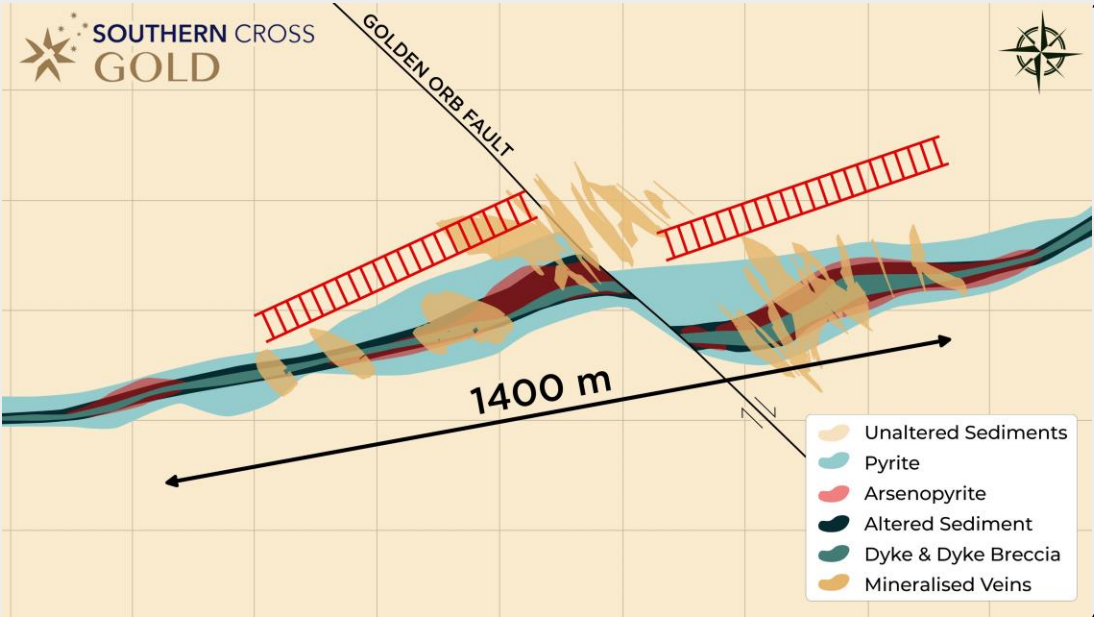
High-grade gold mineralization at Sunday Creek is seen as a series of gold and antimony veins.



Ladder style ‘rungs’ are spaced between 40-140m apart and tend to be 100-200m in length.



Lower-grade gold between high-grade ladder “rungs”.





EXPLORATION PLAN:

Exploration Work To Date

Detailed structural mapping where previous drilling intersected high-grade gold mineralization.

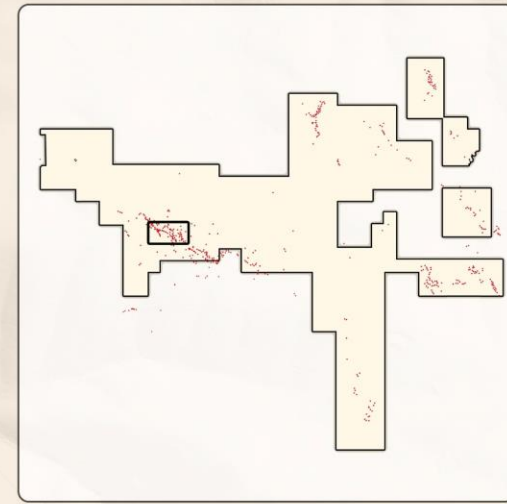
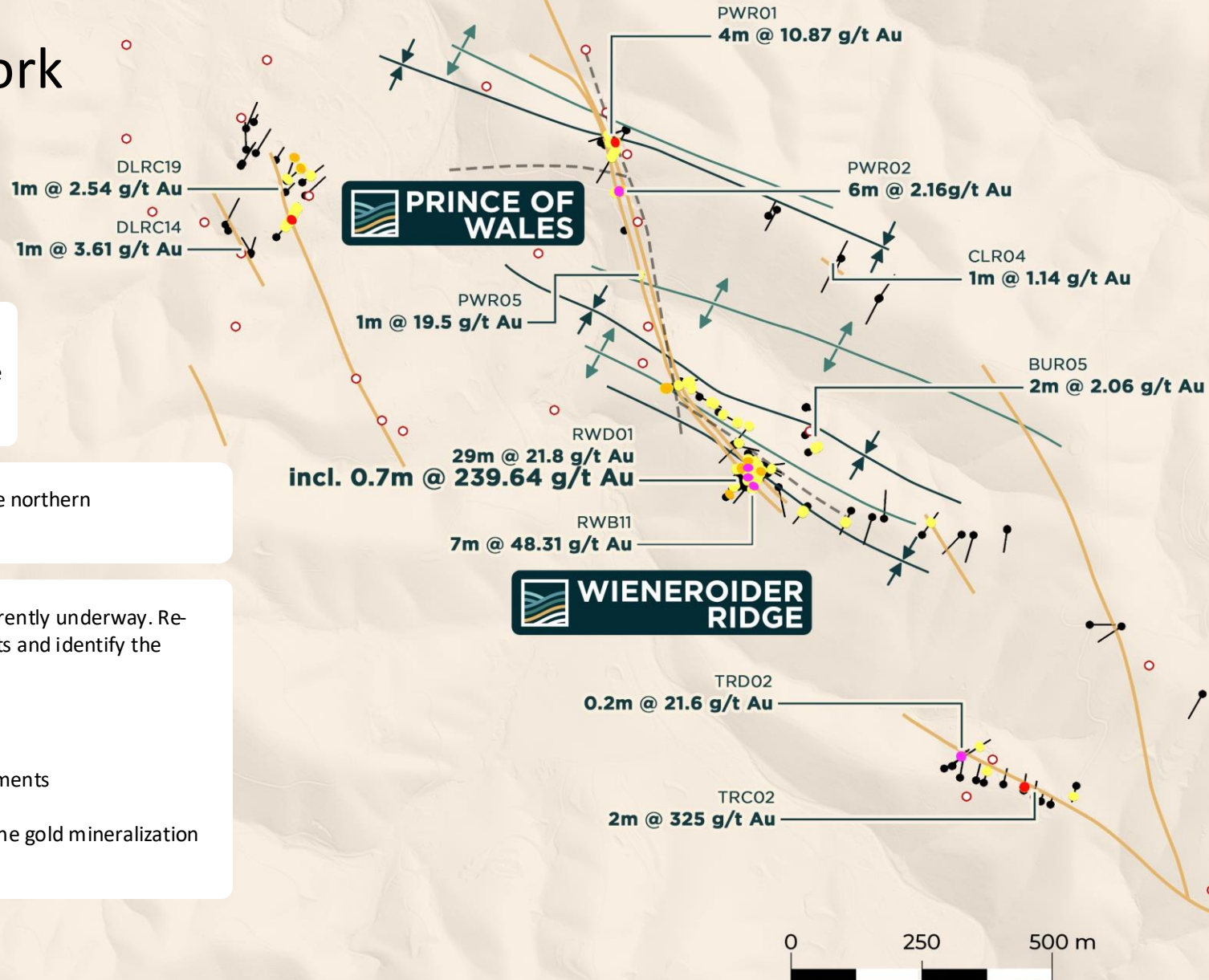
Acquisition of LiDAR survey data for the northern part of the land package (EL007052).

Re-Sampling of historic drillholes is currently underway. Re-sampling will verify previous gold results and identify the presence of:

Critical metals (e.g. antimony)

Geochemical zonation / pathfinder elements

Also aims to investigate the nature of the gold mineralization halo around gold bearing quartz veins



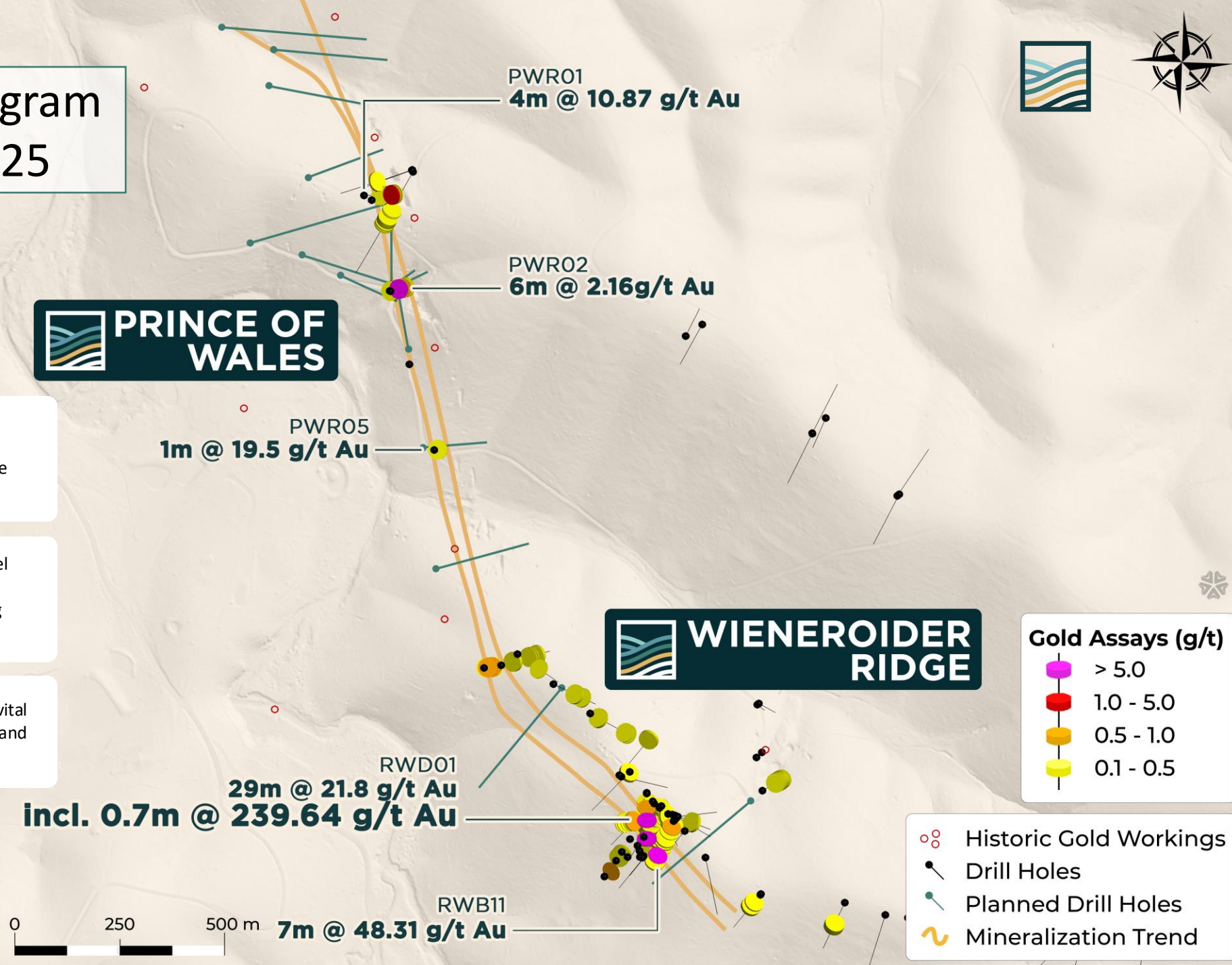
DRILL PLAN:

Diamond drilling program commenced June 2025

6,000m of diamond drilling budgeted. Initial drilling of 2,000m (shown in blue) to test the Prince of Wales & Wieneroider Ridge targets, with additional targets to be rolled out as the program unfolds.

The drill program is designed around a geological model developed through study of the historic workings, structural mapping, geochemistry, and previous drilling results.

Results will further develop the geological model, add vital structural data to the project, and guide future drilling and development at the Reedy Creek Goldfield.



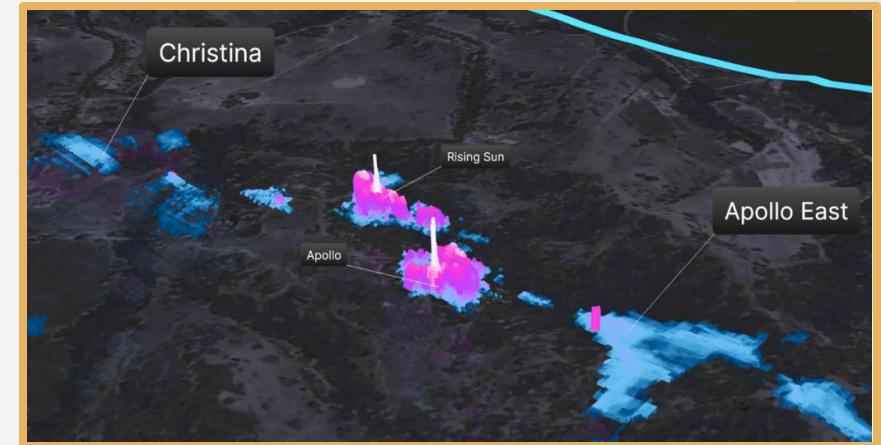



VRIFY
TECHNOLOGY INC.

VRIFY Partnership

AI-Assisted Mineral Discovery Platform

- AI modelling trained to discover specific mineral systems (i.e. epithermal gold, orogenic gold)
- Utilizes advanced algorithms to identify complex correlations across vast datasets
- Quickly formulates insights that can lead to discovery, while reducing bias and human error
- Maximizes value of existing data and new data from 2025 exploration
- Track record of success and discovery (e.g. Southern Cross Gold, Sunday Creek Project, Australia)
- Golden Cross has engaged VRIFY for a 12-month contract and will be managed by the same VRIFY technical team as the Sunday Creek Project



*VRIFY discovery success at the Sunday Creek Project, Australia
(source: <https://www.southerncrossgold.com/>)*



SHARE STRUCTURE

Capitalization

TSXV: AUX | OTC: ZCRMD

71.5M

Common Shares

600,000

Options @ \$0.15

80M

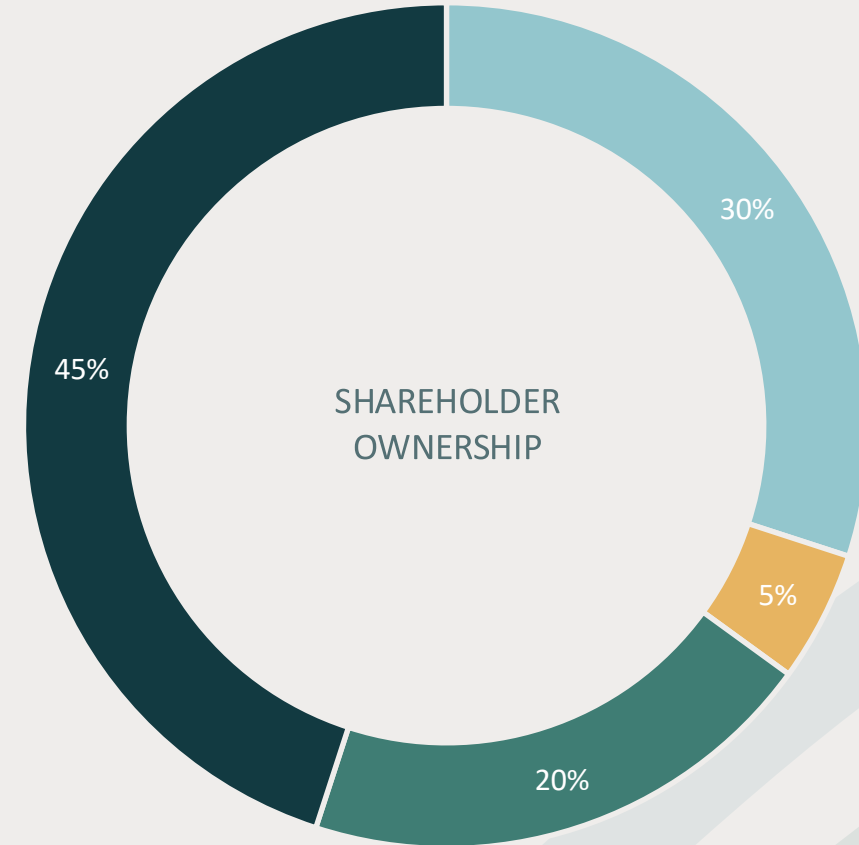
Fully Diluted

4.9M

Warrants @ \$0.25

2.9M

RSUs (2 year vesting)



■ Insiders & close associates ■ GPAC ■ Institutional ■ Retail

Disclaimer & Forward-looking Statement



The information in this presentation is in a summary form and does not purport to be complete. It is not intended to be relied upon as advice to investors or potential investors and does not take into account the investment objectives, financial situation or needs of any particular investor

This presentation includes certain statements that may be deemed "forward looking statements". All statements in this presentation, other than statements of historical facts, that address events or developments that Golden Cross Resources expects to occur, are forward looking statements, including statements relating to the use of proceeds from the financing and property exploration plans. Forward looking statements are statements that are not historical facts and are generally, but not always, identified by the words "expects", "plans", "anticipates", "believes", "intends", "estimates", "projects", "potential" and similar expressions, or that events or conditions "will", "would", "may", "could" or "should" occur. Such statements reflect the Golden Cross Resources' current views and intentions with respect to future events, and current information available to the Golden Cross Resources, and are subject to certain risks, uncertainties and assumptions. Many factors could cause the actual results, performance or achievements that may be expressed or implied by such forward-looking information to vary from those described herein should one or more of these risks or uncertainties materialize

Certain of the "risk factors" that could cause actual results to differ materially from the Company's forward-looking statements include, without limitation risks relating to the following: changes to governmental regulations or regulatory requirements in Australia; environmental risks; licensing and permitting risks; substantial capital requirements; no mineral resources or reserves on Golden Cross Resources' properties; development and operating risks; reliance on management and dependence on key personnel; health and safety risks; fluctuating mineral prices; currency fluctuations; supply chain interruptions; risks relating to foreign operations; and other factors beyond the control of Golden Cross Resources. Should any factor affect Golden Cross Resources in an unexpected manner, or should assumptions underlying the forward-looking information prove incorrect, the actual results or events may differ materially from the results or events predicted. Any such forward-looking information is expressly qualified in its entirety by this cautionary statement. Moreover, Golden Cross Resources does not assume responsibility for the accuracy or completeness of such forward-looking information. The forward-looking information included in this presentation is made as of the date of this presentation and Golden Cross Resources undertakes no obligation to publicly update or revise any forward-looking information, other than as required by applicable law.

This presentation has been prepared by Golden Cross Resources using its best efforts to realistically and factually present the information contained herein. However, subjective opinion, dependence upon factors outside Golden Cross Resources' control and outside information sources unavoidably dictate that Golden Cross Resources cannot warrant the information contained to be exhaustive, complete or sufficient.

In addition, many factors can affect the Presentation which could significantly alter the results intended by Golden Cross Resources, rendering the Presentation unattainable or substantially altered. Therefore, readers should conduct their own assessment and consult with their own professional advisors prior to making any investment decisions.

This presentation does not constitute a prospectus or public offering for financing, and no guarantees are made or implied with regard to Golden Cross Resources proposed ventures. There is no guarantee that valuable minerals can be produced profitably from our projects, or at all. The presentation is being disclosed to the reader for the reader's discussion, review, and/or evaluation only. The reader agrees to hold the presentation, and all related information and discussions, in strict confidence, except that the reader may disclose the presentation to a limited number of advisors and employees of the reader to the extent necessary for the reader to adequately evaluate the presentation. The reader warrants that any such persons shall be advised of the confidential nature of the presentation before gaining access to the same and that no such advisor or employee shall use or disclose the presentation except as permitted by this presentation. The drill results reported in this presentation are historical in nature. Golden Cross has not undertaken any independent investigation, nor has it independently analyzed the results of the historical exploration work in order to verify the results. The Company believes that the historical drill results may not all conform to the presently accepted industry standards. Golden Cross considers these historical drill results relevant as the Company will use this data as a guide to plan future exploration programs. The Company also considers the data to be reliable for these purposes however, the Company's future exploration work will include verification of the data through drilling.

Qualified Persons

The persons with overall responsibility for approving Golden Cross Resources mining technical disclosure is Mr. Alan Till, VP Exploration, a Qualified Person under NI 43-101 regulations. Mr. Till has reviewed and approved the technical information in this presentation.

This presentation does not constitute an offer to sell or the solicitation of an offer to buy, nor shall there be any sale of the securities of Golden Cross Resources in any jurisdiction in which such offer, solicitation or sale would be unlawful prior to registration or qualification under the securities laws of such jurisdiction. The securities of Golden Cross Resources have not been and will not be registered under the United States Securities Act of 1933, as amended (the "U.S. Securities Act"), or any state securities laws and may not be offered or sold within the United States, unless an exemption from such registration is available, information concerning the assets and operations of Golden Cross Resources included in this presentation has been prepared in accordance with Canadian standards and is not comparable in all respects to similar information for United States companies.